

Customer Name: \_\_\_\_\_

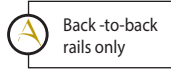
Tag Name: \_\_\_\_\_ Repeat Customer? Yes  No

Qty: \_\_\_\_\_ Unit Location: \_\_\_\_\_

Unit # \_\_\_\_\_ Site Map# (if required) \_\_\_\_\_

### MULTIPLE CURTAIN SECTIONS:

- This unit contains multiple curtain sections  
(Complete and attach a Multiple Curtain Habitat Screen Spec Sheet)



### COLOUR SELECTIONS:

- Guide rails, Panel Box and bottom profile:**
- White  Beige  Dark Brown  Silver  Black


Custom Colour Name: \_\_\_\_\_

- Border Fabric Colour:**
- White  Beige  Light Brown  Silver  Black

### GUIDE RAILS & MOUNTING METHODS: (Default guide rails: PRO)

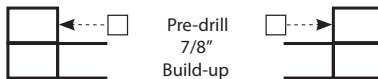
**Face of Wall Installation:**

- Pre-drill rails: at 8.5 mm Reg.



**Between Jamb:** 2 pieces of build up at B2 provided (No rail drilling)

- L-Build-up  
 L-Sill  
 7/8" Build-up



**Recessed Rails with NO build-up:** Mounting thru channel

- Pre-drill rails: at 8.5 mm Reg.

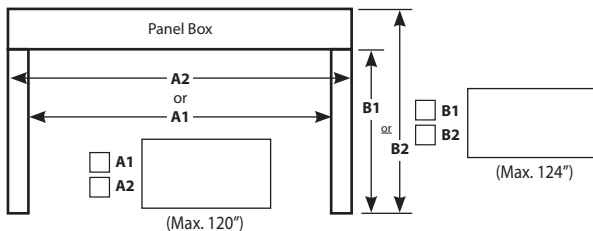


### UNIT DIMENSIONS:

**Does your B1 measurement include:**

2" (50 mm) upset to allow bottom profile to clear the top of the opening?  Yes  Not required

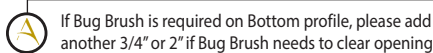
3/4" (19 mm) or 2" (50 mm) extra for Bug Brush to clear the opening?  Yes  Not required



Talium **strongly recommends** the addition of a wind sensor to protect against damage from winds.

### BUG BRUSH: (Bug Brush is only available for the bottom profile)

- Size:**  3/4"  2"

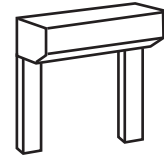


### OPERATORS

**Indicate Operator Location**

Operator from Reverse Side (shaft access)

Left (L1)



Right (L2)

### OPERATOR & COMPONENT OPTIONS

**Manual Gear Operator**

- Handle - Removable with bell connector  
 Handle - Attached

**Motor Preparation Package** (for manual operators only)

- Standard Limit Motor**  
**Paddle Switch:**  SPDT  DPDT  
**Style:**  Maintained  Momentary  
**Cover Plate:**  Yes  No

**Somfy RTS Motor**

- Situo 1 Transmitter  
 Situo 5 Transmitter  
 Telis 16 Transmitter  
 Telis 4 Patio Transmitter  
 Telis 4 Soliris Patio Trans.  
 DecoFlex 1 White  
 DecoFlex 5 White

**24' Somfy RTS Motor Cable**

**Somfy® Specialty Transmitters**

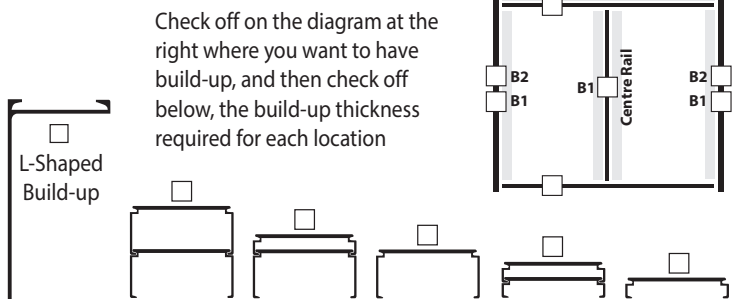
- Telis 1 Chronis RTS 24/7 Timer  
 Somfy MyLink™  
 Smoove® 1  Smoove® 4  
 Smoove® Faceplate Colour: \_\_\_\_\_
- SOLIRIS RTS Sun & Wind Sensor  
 EOLIS RTS Wind Sensor  
 Somfy® Outdoor RTS Sun Sensor

### SILLS

- L-Shaped 22 x 42mm (7/8" x 1-11/16"), **Cut at A2**

### BUILD-UP

Note: This section is for extra build-up only.



**Total Build up achieved with Pro Rail:**

2 15/16"	1 3/4"	1 1/4"	1"	3/4"	1/2"
75 mm	45 mm	32 mm	25 mm	19 mm	13 mm

- Build-up Tubing:**  2" x 1"  2" x 2"  2" x 3"  2" x 4"

- Predrill Tubing:**  Location:

### NOTES